



Seiko 7016A Movement Parts (1)

Compiled by EmmyWatch - <https://www.emmywatch.com>

Calibre No.

7016A

Jewels

17j

Style Name


⇒ Basic Calibre 7005A 17J Catalog No. 70-05-1



Cal. 7016A

Characteristics

- Casing diameter : 27.00 ϕ mm
- Maximum height : 6.40 mm
- Vibrations per hour : 21,600
- Automatic winding with sweep second
- Chronograph (w/12 hours recorder & 30 minutes recorder)
- Calendar (day & date)
- Instant setting device for day & date calendar
- Bilingual change-over system for day of week
- "Diashock" Shock Resistant Device



112 063



122 013



171 033



201 059



224 015



225 011



231 017



251 025



271 015



381 006



383 005



384 007



388 005



☆ 397 011



422 001



433 002



453 002




☆ 354 020



☆ 354 022



☆ 354 031



509 054




511 005



831 002



836 003



☆ 801 011



802 005



808 010



810 005



868 003



☆ 870 065



☆ 873 007



719 001



720 001



720 002



963 001



186 001



190 003



571 007



575 003



576 003



581 003



585 008



750 001



781 001



463 001



740 001



747 001



888 003



902 002



☆ 884 016
☆ 884 022



012 118



012 354



012 374



012 423



012 424



012 427

3/4

Calibre No.	7016A	Jewels	17j	Style Name
⇨ Basic Calibre 7005A 17J Catalog No. 70-05-1				

PART NO.	LIST OF MATERIALS	PART NO.	LIST OF MATERIALS
112 063	Barrel & train-wheel bridge	575 003	Operating lever spring
122 013	Center wheel bridge	576 003	Pillar wheel
161 004	Pallet cock	581 003	Coupling lever
171 033	Balance cock	585 008	Hammer with hour hammer spring
186 001	Lower plate for chronograph bridge	740 001	Hour recording wheel
190 003	Chronograph bridge	747 001	Intermediate hour recording wheel
201 059	Complete barrel with arbor & mainspring	750 001	Hour hammer
224 015	Center wheel & pinion with cannon pinion	781 001	Hammer click
225 011	Cannon pinion	888 003	Center chronograph wheel
231 017	Third wheel & pinion	902 002	Minute recording wheel
251 025	Escape wheel & pinion	012 118	Screw for intermediate hour recording wheel axle
261 006	Minute wheel	012 123	Stud screw
271 015	Hour wheel	012 354	Date driving wheel screw
282 003	Clutch wheel	012 354	Date dial guard screw
285 013	Ratchet wheel	012 354	Day corrector screw
301 009	Jewelled pallet fork & staff	012 374	Chronograph bridge screw
310 020	Balance complete with stud	012 374	Coupling lever screw
315 008	Balance staff	012 417	Pallet cock screw
331 005	Roller with jewel	012 417	Operating lever spring screw
341 007	Regulator	012 423	Bridge screw
345 007	Stud holder	012 424	Center wheel bridge screw
☆ 354 020	Winding stem	012 424	Screw for day corrector spring (B)
☆ 354 022		012 427	Setting lever spring screw
☆ 354 031		012 539	Second reduction wheel screw
381 006	Click	012 736	Day jumper screw
383 005	Setting lever	012 919	Ratchet wheel screw
384 007	Yoke (Clutch lever)	011 162	Upper hole jewel for 1st reduction wheel
388 005	Setting lever spring	011 169	Lower hole jewel for center wheel
☆ 397 011	Lever for unlocking stem	011 505	Upper hole jewel for pallet
422 001	Holder of barrel & train-wheel bridge	011 505	Lower hole jewel for pallet
433 002	Upper hole jewel with frame for 3rd wheel	011 528	Lower hole jewel for escape wheel
453 002	Upper hole jewel with frame for escape wheel	011 530	Lower hole jewel for 1st reduction wheel
014 293	Diashock upper frame	011 540	Lower hole jewel for 3rd wheel
014 294	Diashock lower frame	011 721	Upper hole jewel for center wheel
014 295	Diashock hole jewel with frame	013 011	Tube for day corrector screw
011 220	Diashock cap jewel	013 018	Tube for barrel & train-wheel bridge screw
014 217	Diashock spring	013 019	Tube for operating lever spring screw
509 054	Oscillating weight with ball-bearing	013 094	Tube for setting lever spring screw
511 005	First reduction wheel	013 186	Tube for pallet cock screw (long)
514 002	Second reduction wheel	013 193	Tube for 2nd reduction wheel screw
831 002	Pawl lever	013 198	Tube for pallet cock screw (short)
836 003	First reduction wheel holder	013 199	Tube for date driving wheel screw
556 004	Date finger	013 975	Eccentric dial pin
719 001	Day corrector		
720 001	Day corrector spring (A)		
720 002	Day corrector spring (B)		
☆ 801 011	Date dial		
802 005	Date driving wheel		
808 010	Date dial guard		
810 005	Date jumper		
817 004	Intermediate date wheel		
868 003	Day finger		
☆ 870 065	Day star with dial disk (English ↔ Japanese)		
☆ 873 007	Day jumper		
☆ 884 016	Holding ring for dial		
☆ 884 022			
963 001	Snap for day star with dial disk		
463 001	Intermediate hour recording wheel axle		
571 007	Operating lever		

☆⇨ Please see remarks on the next page.

Items in light letters are not shown in photos; those parts are interchangeable with the basic calibre

(Cal. No. **7005A** 17J Catalog No. 70-05-1 Green page).

Calibre No.

7016A

Jewels

17j

Style Name

⇨ Basic Calibre 7005A 17J Catalog No. 70-05-1

Remarks :

Winding stem — There are three types of winding stems. Select the suitable one by referring to the photos on the front page and the shapes in the lower diagram. _____

- ☆ 354 020.....Long winding stem for the square-type water-resistant case.
(Thread is provided only on the end of the crown portion).
- ☆ 354 022.....Short winding stem for the square-type water-resistant case.
(Thread is provided completely on the crown portion.)
- ☆ 354 031.....Used only for the watches other than the square-type water-resistant cases.



☆ 354 020



☆ 354 022



☆ 354 031

Lever for unlocking stem

- ☆ 397 011.....Used only for the square-type water-resistant case.

Date dial

- ☆ 801 011(Black figures on white background)Used when both the crown and the date frame are located at **3** o'clock position.

If the date dial is required in any other type, specify ① Cal. No. ② Jewels ③ the crown position ④ the date frame position and ⑤ the dial No.

Day star with dial disk

- ☆ 870 065(English ↔ Japanese, Black figures on white background)Used when both the crown and the day frame are located at **3** o'clock position.

If the day star with dial disk is required in any other type, specify the number printed on the disk.

Day jumper

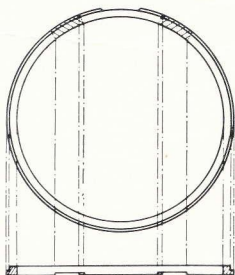
- ☆ 873 007.....Two different shapes in the same part number (interchangeable)



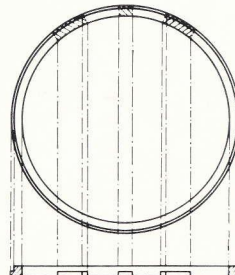
Holding ring for dial

The holding ring for dial comes in different shapes for specific dial models. Select the suitable one by referring to the photos on the front page and the diagrams below.

If the parts number of the holding ring for dial is unknown or its shape is different from those in the diagram, specify ① Cal. No. ② Jewels ③ the dial No. and ④ the case No. when ordering.



☆ 884 016



☆ 884 022