



Seiko 6429A Movement Parts (1)

Compiled by EmmyWatch - <https://www.emmywatch.com>

SEIKO

QUARTZ


Cal. 6429A

EMMYWATCH

VINTAGE RESTORATIONS

PARTS LIST

Cal. 6429A



122 640



125 644



221 643



231 650



241 643



261 650



271 641



281 650



282 641



354 640



376 641



383 641



384 641



386 640



391 641



556 640



701 650



766 640



☆801 522




802 640



808 640



810 640



☆884 748



4001 540



4002 640



4146 650



4216 640



4239 640



4270 640



4271 640



4408 640



Maxell SR1120SW



022 411



022 754

3/1

Cal. 6429A

Characteristics

Casing diameter : ϕ 24.0 mm
 Maximum height : 2.7 mm
 Jewels : 7 j
 Frequency of quartz crystal oscillator : 32,768 Hz (Hz=Hertz Cycles per second)
 Driving system : Step motor (2 poles)
 Regulation system : Trimmer condenser
 Calendar (Date)
 Instant setting device for date calendar

PART NO.	PART NAME	PART NO.	PART NAME
122 640	Center wheel bridge	011 547	Lower hole jewel for fifth wheel
125 644	Train wheel bridge	011 552	Upper hole jewel for step rotor
221 643	Center wheel & pinion	011 552	Lower hole jewel for step rotor
231 650	Third wheel & pinion	023 369	Yoke pin
241 643	Fourth wheel & pinion	023 369	Guide pin for setting lever spring
261 650	Minute wheel	023 369	Battery connection (+) pin
271 641	Hour wheel	023 376	Date jumper pin
281 650	Setting wheel	023 376	Guide pin for hour wheel guard
282 641	Clutch wheel	☆027 060	Tube for train wheel bridge A
354 640	Winding stem	☆027 061	Tube for train wheel bridge B
376 641	Hour wheel guard	☆027 062	Tube for train wheel bridge C
383 641	Setting lever	☆027 062	Tube for circuit block screw A
384 641	Yoke (Clutch lever)	☆027 065	Tube for circuit block screw C
386 640	Setting lever spring	027 066	Tube for battery connection (+) screw
391 641	Train wheel setting lever	☆027 067	Tube for circuit block screw B
556 640	Date finger	027 887	Train wheel setting lever adjusting pin
701 650	Fifth wheel & pinion	027 891	Setting lever pin
766 640	Intermediate minute wheel	027 946	Eccentric dial pin
☆801 522	Date dial	☆Maxell SR1120SW	Silver oxide battery
☆801 523		☆U. C. C. 381	
☆801 524		☆SEIKO TR1120SW	Silver (II) oxide battery
☆801 525			
☆801 526			
☆801 527		☆SEIKO SB-0S	
802 640	Date driving wheel		
808 640	Date dial guard		
810 640	Date jumper		
☆884 748	Holding ring for dial		
4001 540	Circuit block		
4002 640	Coil block		
4146 650	Step rotor		
4216 640	Insulator for battery		
4239 640	Rotor stator		
4270 640	Battery connection (-)		
4271 640	Battery connection (+)		
4408 640	Crystal oscillator spacer		
022 411	Train wheel bridge screw		
022 411	Circuit block screw		
022 411	Battery connection (+) screw		
022 411	Setting lever spring screw		
022 411	Day finger screw		
022 754	Date dial guard screw		
022 754	Screw for hour wheel guard		
011 503	Upper hole jewel for fourth wheel		
011 503	Upper hole jewel for fifth wheel		
011 547	Upper hole jewel for third wheel		
011 547	Lower hole jewel for third wheel		

☆⇨ Please see remarks on the reverse page.

Part numbers in light letters are not shown in photos.

Cal. 6429A

Remarks :

Date dial

- ☆801 522(Black figures on white background) }
 - ☆801 523(White figures on black background) }The outside diameter is **22.3 mm.**
 - ☆801 524(Black figures on gold background) }
- ☆801 525(Black figures on white background) }
 - ☆801 526(White figures on black background) }The outside diameter is **20.8 mm.**
 - ☆801 527(Black figures on gold background) }

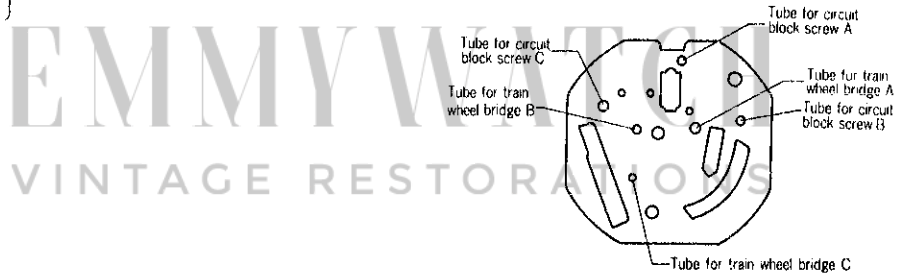
Used when both the crown and the calendar frame are located at **3** o'clock position.
 The type of date dial is determined based on the design of dial. If any other type of date dial is required, specify ① Cal. No. ② The crown position ③ Dial No. ④ Color of date dial.

Holding ring for dial

- ☆884 748.....The type of holding ring for dial is determined based on the design of cases and dials.
 Check the case number and refer to "**SEIKO Quartz Casing Parts List**" to choose an appropriate holding ring for dial.

Tube for train wheel bridge (A,B,C), tube for circuit block screw (A,B,C)

- ☆027 060 }
 - ☆027 061 } Refer to the illustration below for the position of tube for train wheel bridge (A,B,C),
 - ☆027 062 } and tube for circuit block screw (A,B,C).
 - ☆027 065 }
 - ☆027 067 }



Battery

- ☆Maxell SR1120SW }
 - ☆U.C.C. 381 }The substitutive battery might be added to the applied battery in the future.
 - ☆SEIKO TR1120SW }In that case, please refer to separate "**BATTERY LIST FOR SEIKO QUARTZ WATCHES**".
 - ☆SEIKO SB-DS }
- Note that SEIKO battery is marked with "**SEIZAIKEN**" on its (+) side.