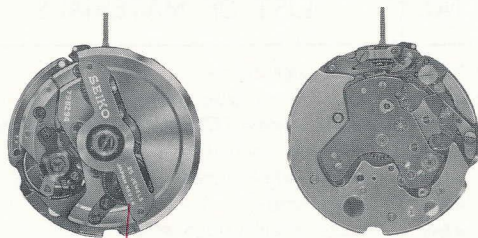




















Seiko 5621B Movement Parts (1)

Compiled by EmmyWatch - <https://www.emmywatch.com>

Calibre No.		Jewels	Style Name
5621B		25j	
⇒ Basic Calibre 5606A 23J 25J Catalog No. 56-06-1			
<div></div> <div>Cal. 5621B</div>		<div>Characteristics</div> <div>Casing diameter : 25.60 ϕ mm</div> <div>Maximum height : 4.50 mm</div> <div>Vibrations per hour : 28,800</div> <div>Automatic and auxiliary hand winding with sweep second</div> <div>Second-setting device</div> <div>Micro-adjustor</div> <div>"Diasnock" Shock Resistant Device</div> <div>"Diafix" Oil Lubrication Device</div>	
<div><div></div><div>112 561</div><div></div><div>161 561</div><div></div><div>171 562</div><div></div><div>251 561</div><div></div><div>285 561</div><div></div><div>301 561</div><div></div><div>310 561</div><div></div><div>341 564</div></div> <div><div></div><div>344 562</div><div></div><div>387 561</div><div></div><div>388 562</div><div></div><div>391 561</div><div></div><div>401 565</div><div></div><div>509 576</div><div></div><div>808 561</div></div> <div><div></div><div>022 457</div><div>$\frac{2}{1}$</div></div>			

Calibre No.		Jewels	Style Name	
5621B		25j		
⇒ Basic Calibre 5606A ^{23J} _{25J} Catalog No. 56-06-1				
PART NO.	LIST OF MATERIALS	PART NO.	LIST OF MATERIALS	
112 561	Barrel & train-wheel bridge	022 373	Pallet cock screw	
161 561	Pallet cock	022 454	Screw for reverser idler bolt	
171 562	Balance cock	022 457	Yoke screw (Clutch lever screw)	
189 560	Transmission wheel bridge	022 458	Screw for oscillating weight	
205 560	Complete barrel with arbor	022 467	Ratchet wheel screw	
213 560	Barrel arbor	022 484	Bridge screw	
220 560	Large driving wheel & pinions	022 486	Minute wheel bridge screw	
225 560	Cannon pinion	022 662	Setting lever spring screw	
231 560	Third wheel & pinion	022 667	Second-setting lever screw	
241 560	Sweep second wheel & pinion	022 753	Date dial guard screw	
251 561	Escape wheel & pinion	022 761	Dial screw	
261 560	Minute wheel	011 123	Upper hole jewel for barrel	
271 611	Hour wheel	011 142	Lower hole jewel for barrel	
282 560	Clutch wheel	011 147	Upper hole jewel for large driving wheel & pinions	
283 560	Winding pinion	011 147	Lower hole jewel for large driving wheel & pinions	
285 561	Ratchet wheel	011 323	Lower hole jewel for 3rd wheel	
301 561	Jewelled pallet fork & staff	011 423	Lower hole jewel for escape wheel	
310 561	Balance complete with stud	011 503	Upper hole jewel for pallet	
315 560	Balance staff	011 503	Lower hole jewel for pallet	
331 560	Roller with jewel	011 159	Upper hole jewel for transmission wheel	
341 564	Regulator	011 159	Lower hole jewel for transmission wheel	
344 562	Regulator adjusting device	011 151	Upper hole jewel for differential wheel	
345 612	Stud holder	011 133	Lower hole jewel for differential wheel	
354 560	Winding stem	011 147	Lower hole jewel for 1st reverser idler	
361 560	Second-setting lever spring	023 179	Tube for minute wheel bridge screw	
367 560	Minute wheel spring	023 180	Tube for bridge screw (Cylinder type)	
381 560	Click	023 184	Tube for bridge screw (Recessed type)	
☆ 383 560	Setting lever			
☆ 383 561				
☆ 383 562				
384 560	Yoke (Clutch lever)			
385 560	Yoke spring (Clutch lever spring)			
387 561	Minute wheel bridge			
388 562	Setting lever spring			
390 560	Setting lever axle			
391 561	Second-setting lever			
401 565	Mainspring with slipping attachment			
014 363	Diashock upper frame			
014 384	Diashock lower frame			
014 365	Diashock hole jewel with frame			
011 210	Diashock cap jewel			
014 317	Diashock spring			
015 421	Diafix upper hole jewel with frame for 3rd wheel			
015 411	Diafix upper hole jewel with frame for escape wheel			
011 206	Diafix cap jewel			
015 113	Diafix spring			
509 576	Oscillating weight with ball-bearing			
505 560	Transmission wheel			
531 560	Differential wheel			
848 560	First reverser idler			
851 560	Second reverser idler			
854 560	Reverser idler bolt			
803 560	Setting wheel lever complete			
808 561	Date dial guard			
812 560	Setting wheel lever spring			
☆ 884 560	Holding ring for dial			
022 150	Stud screw			
022 252	Transmission wheel bridge screw			
022 257	Yoke spring screw (Clutch lever spring screw)			

☆⇒ Please see remarks on the next page.

Items in light letters are not shown in photos ; those parts are interchangeable with the basic calibre

(Cal. No. **5606A** ^{23J}_{25J} Catalog No. 56-06-1 Green page).

Calibre No.

5621B

Jewels

25j

Style Name

⇒ Basic Calibre 5606A ^{23J}/_{25J} Catalog No. 56-06-1**Remarks :****Setting lever**

There are three types of setting levers, used according to the dial diameter. Select the suitable setting lever by referring to the shapes indicated in fig. 1.

When a setting lever unsuitable for the dial diameter is used, the winding stem cannot be pulled out or the movement cannot be assembled in the case. Pay attention to this point (refer to fig. 2).

When the dial is round, the number of the setting lever differs (listed below) according to the dial diameter.

(Dial diameter) 25.5~26.5 ϕ mm☆383 561
 (") 27.5~28.5 ϕ mm☆383 560
 (") 29.5~30.5 ϕ mm☆383 562

If the number of the setting lever is unknown or when placing an order for a setting lever other those mentioned above, specify ① Cal. No. and ② the dial No.

〔fig. 1〕



☆383 560



☆383 561

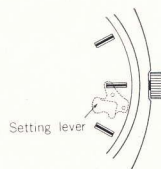


☆383 562

〔fig. 2〕

When the setting lever is too small

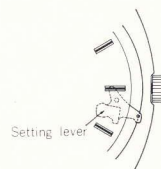
X



Setting lever is hidden under the dial and the winding stem cannot be pulled out.

When the setting lever is too large

X



Blocked by the setting lever, the movement cannot be assembled in the case.

Correct

O



End of the setting lever is located between the dial and the case.

EMMYWATCH
VINTAGE RESTORATIONS

Holding ring for dial — Measure the total thickness and the outside diameter —

☆884 560.....0.53 mm total thickness and 27.0 ϕ mm outside diameter.

If the holding ring for dial is required in any other type, specify ① Cal. No. and ② the dial. No.