



**EMMYWATCH**  
VINTAGE RESTORATIONS

Rolex 5035 Movement Parts (1)

Compiled by EmmyWatch - <https://www.emmywatch.com>

# Calibre 5035

Ø29.75mm  
Ht: 6.35mm  
Train: 32.768

- Electric Quartz
- Calendar
- Centre Seconds
- 11 Jewels

## Base Calibre 5035












Image	Rolex No.	Description
	5025	Handsetting
	5037	Spring for setting lever
	5039	Yoke for sliding pinion
	5040	Yoke stud
	5041	Spring for yoke
	5044	Stud for minute wheel
	5091	Spring for cam yoke
	5092	Stud for cam
	5093	Calendar wheel nut
	5094	Date wheel
	5095	Date jumper








Image	Rolex No.	Description
	5096	Date corrector
	5097	Corrector wheel
	5098	Date indicator seating
	5099-1 5099-2	Date indicator champagne silvered
	6000	Main plate
	6001	Train wheel bridge
	6002	Centre bridge








Image	Rolex No.	Description
 <p>A curved metal bridge component with several circular holes. Text on the component includes "BY ALLEN &amp; HEWLETT" and "6003 ADJUSTED TEMPERATURE".</p>	6003	Upper module bridge
 <p>A curved metal bridge component, similar to the upper one, with several circular holes.</p>	6004	Lower module bridge
 <p>A complex electronic module with various components, including a large integrated circuit and several resistors. A watermark "EMMYWATCH VINTAGE RESTORATIONS" is overlaid on the image.</p>	6005	Electronic module
 <p>A small motor component with a cylindrical body and several electrical leads. Text on the component includes "ROLEX SA GENEVE" and "SWISS MADE".</p>	6011	Motor
 <p>A small, circular printed circuit board with a central component and several electrical leads.</p>	6012	Additional printed circuit
 <p>A small metal component with a central slot and several electrical leads, used as a bridle for the battery.</p>	6013	Bridle for battery
 <p>A circular battery component with a plus sign (+) in the center.</p>	6014	Battery













Image	Rolex No.	Description
	6015	Battery support
	6016	Insulator
	6021	Centre wheel with cannon pinion
	6022	Third wheel
	6023	Second wheel
	6024	Hour wheel with double toothing
	6025	Cannon pinion
	6026	Minute wheel
	6027	Setting wheel
	6028	Sliding pinion
	6029	Handsetting pinion
	6041	Pallet fork























Image	Rolex No.	Description
	6042	Setting lever mounted
	6043	Jumper for setting lever mounted
	6044	Yoke for cam
	6045	Rivet for cam yoke
	6051	Banking pin
	6052	Tapped foot for train wheel bridge
	6053	Tapped foot for fixing the motor
	54414	Screw for printed circuit (motor)
	55037	Screw for setting lever spring
	55052	Screw for dial
	55053	Screw for case
	55095	Screw for: <ul style="list-style-type: none"> <li>• Jumper for setting lever</li> <li>• Date jumper</li> <li>• Date indicator seating</li> </ul>
	55097	Screw for corrector wheel

Image	Rolex No.	Description
	56000	Set of screws
	56001	Screw for train wheel bridge
	56002	Screw for: • Centre bridge • Electronic module, long • Upper module bridge • Fixing the motor • Bridle for battery
	56005-2	Screw for electronic module, short
	56011-3	Screw for connecting the motor
	56015	Screw for battery support
	95013	Jewel for: • Third wheel-upper /lower • Second wheel-upper
	95090	Jewel for cam yoke
	96021	Combined in-setting for centre wheel-upper
	96021-1	Jewel for centre wheel-lower
	96041	Jewel for pallet fork-upper / lower

EMMYWATCH  
VINTAGE RESTORATIONS