



EMMYWATCH
VINTAGE RESTORATIONS

Rolex 1602 Movement Parts (1)

Compiled by EmyyWatch - <https://www.emmywatch.com>

Calibre 1602

Ø20.80mm

Ht: 2.35mm

Train: 21.600

• Without second

• Shock Proof

• 20 Jewels

Base Calibre 1600



















Image	Rolex No.	Description
	140	Bridle
	1602-100	Main plate
	1602-110	Train wheel bridge
	1602-115	Pallet bridge
	1602-120	Balance bridge
 	1602-330	Great wheel
 	1602-340	Third wheel

Image	Rolex No.	Description
 	1602-360	Second wheel
	1602-410	Escape wheel
	1602-421	Pallet fork
	1602-429	Balance staff
	1602-432	Balance with flat hairspring, timed
	1602-453	Stud support
	1602-5000	Set of screws
	1602-5453	Screw for stud