



**Rolex 1601 Movement Parts (1)**

Compiled by EmmyWatch - <https://www.emmywatch.com>

# Calibre 1601

Ø20.80mm

• Without second








Ht: 2.32mm

• Shock Proof

Train: 19.800

• 19 and 20 Jewels

## Base Calibre 1600

Image	Rolex No.	Description
	136	Bridge
	1862	Screw for bridge
	1885	Main plate
	1886	Train wheel bridge, 19 jewels
	1886-1	Train wheel bridge, 20 jewels
	1887	Balance bridge
	1888	Pallet fork

**Image****Rolex No.****Description**

.

1889

Pallet staff



1890

Regulator



1891

Stud support



1892

Balance with flat hairspring,  
timed

1893

Shock-absorber for balance-  
upper

1894

Set of screws

v

1895

Screw for stud

EMMYWATCH  
VINTAGE RESTORATIONS