



Rolex 1600 Movement Parts (1)

Compiled by EmmyWatch - <http://www.emmywatch.com>

Calibre 1600

Ø20.80mm

Ht: 2.32mm

Train: 19.800

• Without second

• Shock Proof

• 17 and 19 Jewels

Base Calibre 1600








Image	Rolex No.	Description
	124	Bridge
	167	Screw for bridge
	1800	Main plate
	1801	Barrel bridge
	1802	Train wheel bridge
	1803	Mainspring, strength standard
	1803-1	Mainspring, strength weak
	1804	Barrel arbor













Image	Rolex No.	Description
	1805	Barrel with arbor
	1806	Great wheel
	1807	Jewel for: <ul style="list-style-type: none"> • Great wheel-upper • Minute pinion
	1808	Jewel for great wheel-lower
	1809	Third wheel
	1810	Jewel for: <ul style="list-style-type: none"> • Third wheel-upper /lower • Second wheel-upper /lower
	1811	Second wheel
	1812	Minute pinion with cannon pinion
	1814	Minute pinion friction spring
	1815	Screw for friction spring
	1816	Escape wheel
	1817	Pallet bridge

















Image	Rolex No.	Description
	1818	Screw for pallet bridge
	1819	Pallet fork
	1819-1	Banking pin
	1820	Pallet staff
	1821	Entry pallet
	1822	Exit pallet
	1823	Jewel for pallet fork-upper /lower
 	1825	Balance bridge
	1826	Screw for: • Balance bridge • Barrel bridge • Train wheel bridge, long
	1827	Screw for barrel bridge
	1828	Balance with flat hairspring, timed
	1829-1	Inertia-block, gilt
	1829-2	Inertia-block, nickel-plated
	1834	Balance staff
	1835	Roller

Image	Rolex No.	Description
	1836	Regulator
	1837	Winding stem
	1838	Winding pinion
	1839	Sliding pinion
	1840	Crown wheel
	1841	Crown wheel core
	1842	Crown wheel seating
	1843	Screw for crown wheel core
	1844	Ratchet wheel
	1845	Screw for ratchet wheel
	1846	Click
	1847	Screw for click
	1848	Spring for click
	1849	Setting lever
	1850	Screw for setting lever































Image	Rolex No.	Description
	1851	Jumper for setting lever
	1853	Yoke for sliding pinion
	1854	Spring for yoke
	1855	Setting wheel, small
	1856	Setting wheel, large
 	1857	Minute wheel
	1857-1	Stud for minute wheel
	1858	Cannon pinion ht. 0.87mm
 	1859	Hour wheel ht. 1.35mm
	1861	Screw for dial
	1862	Screw for case
	1865	Friction spring for hour wheel
 	1870	Shock-absorber for balance-upper
 	1871	Shock-absorber for balance-lower
	1872	In setting for balance-upper / lower

Image	Rolex No.	Description
	1873	Cap jewel for balance-upper / lower
	1875	In setting for escape wheel-upper /lower
	1877	Cap jewel for escape wheel-upper /lower
	1878	Spring for in setting for escape wheel-upper /lower
	1879	Set of screws
	1880	Cannon pinion ht. 1.70mm
	1881	Hour wheel ht. 1.07mm
	1882	Cannon pinion ht. 1.90mm
	2944	Screw for stud
	7627-1	Adjusting washer: 1/100
	7627-2	2/100
	7627-3	3/100
	7627-4	4/100
	7627-5	5/100
	95019-4	Spring for in setting for balance-upper /lower