



EMMYWATCH
VINTAGE RESTORATIONS

Rolex 1530 Movement Parts (1)








Compiled by EmmyWatch - <https://www.emmywatch.com>
















Calibre 1530














Base Calibre 1530

























- Ø28.5mm
- Train: 18.000
- Automatic
- Centre second
- Shock Proof
- 26 Jewels

	N°	Idem calibre	English
	116		Casing-up clamp
	117		Casing-up clamp
	166	3055	Casing-up clamp screw
	1530-310		Barrel with arbor
	7822		Barrel bridge
	7823		Train wheel bridge
	7823-1		Foot for train wheel bridge

	N°	English
	7825	Mainspring, standard strength
	7825-1	Mainspring, weak strength
	7826	Barrel arbor
	7827-9	Bush for barrel-lower
 	7829	Centre wheel with cannon pinion
	7830	Jewel for centre wheel-upper
 	7831	Third wheel
	7832	Jewel for third wheel-upper
	7833	Jewel for third wheel-lower
 	7834	Second wheel
	7835	Jewel for second wheel-upper
	7836	Jewel for second wheel-lower
	7837	Driving wheel over third wheel

	N°	English
	7838	Centre second pinion
	7839	Second pinion friction-spring
	7840	Screw for second pinion friction-spring
	7841	Escape wheel, 26 jewels
	7842	Escape wheel, 17 jewels
 <p style="text-align: center; opacity: 0.5; font-size: 2em; font-weight: bold;">EMMYWATCH</p> <p style="text-align: center; opacity: 0.5; font-size: 1.2em;">VINTAGE RESTORATIONS</p>	7843	In-setting for escape wheel 17 jewels-upper /lower
	7844	Pallet bridge
	7845	Screw for pallet bridge
	7846	Pallet fork
	7846-1	Banking pin
	7848	Entry pallet
	7849	Exit pallet
	7850	Jewel for pallet fork-upper / lower

	N°	English
	7852	Balance bridge
	7853	Screw for: <ul style="list-style-type: none"> • Balance bridge • Barrel bridge • Train wheel bridge long, thread Ø 1.00mm
	7854	Screw for train wheel bridge short, thread Ø 0.80mm
	7855	Balance with Breguet hairspring, timed
	7856-1	Adjusting washer: 1/100
	7856-2	2/100
	7856-3	3/100
	7856-4	4/100
	7856-5	5/100
	7857	Screw for balance
	7858	Screw for regulating the balance
	7863	Screw for stud
	7864	Balance staff collet fitting Ø 0.53mm

	N°	English
	7865	Balance staff collet fitting Ø 0.43mm
	7866	Roller
	7868	Regulator
	7869	Winding stem thread 0.90mm
	7869-1	Winding stem thread 1.10mm
	7870	Winding pinion
 EMMYWATCH VINTAGE RESTORATIONS	7871	Sliding pinion
	7872	Crown wheel
	7873	Crown wheel core
	7874	Crown wheel seating
	7875	Screw for crown wheel core
	7876	Ratchet wheel
	7877	Screw for ratchet wheel