



EMMYWATCH
VINTAGE RESTORATIONS

Rolex 1200 Movement Parts (1)

Compiled by EmmyWatch - <https://www.emmywatch.com>

Calibre 1200

Ø23.80mm

Ht: 3.65mm

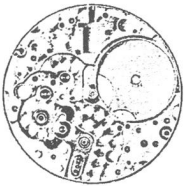







Train: 18.000

• Small second

• Shock Proof

• 17 Jewels

Base Calibre 1210

Image	Rolex No.	Description
	7475	Main plate
	7476	Train wheel bridge
	7477	Centre wheel with cannon pinion
	7478	Third wheel
	7480	Second wheel
	7481	Cannon pinion ht. 2.10mm
	7482	Hour wheel ht. 1.16mm
	7513	Jewel for third wheel-upper