




Citizen C040,C046 Movement Parts (1)

Compiled by EmmyWatch - <https://www.emmywatch.com>

Catalog No. C040-1~C040-2

Catalog No. C046-1~C046-2



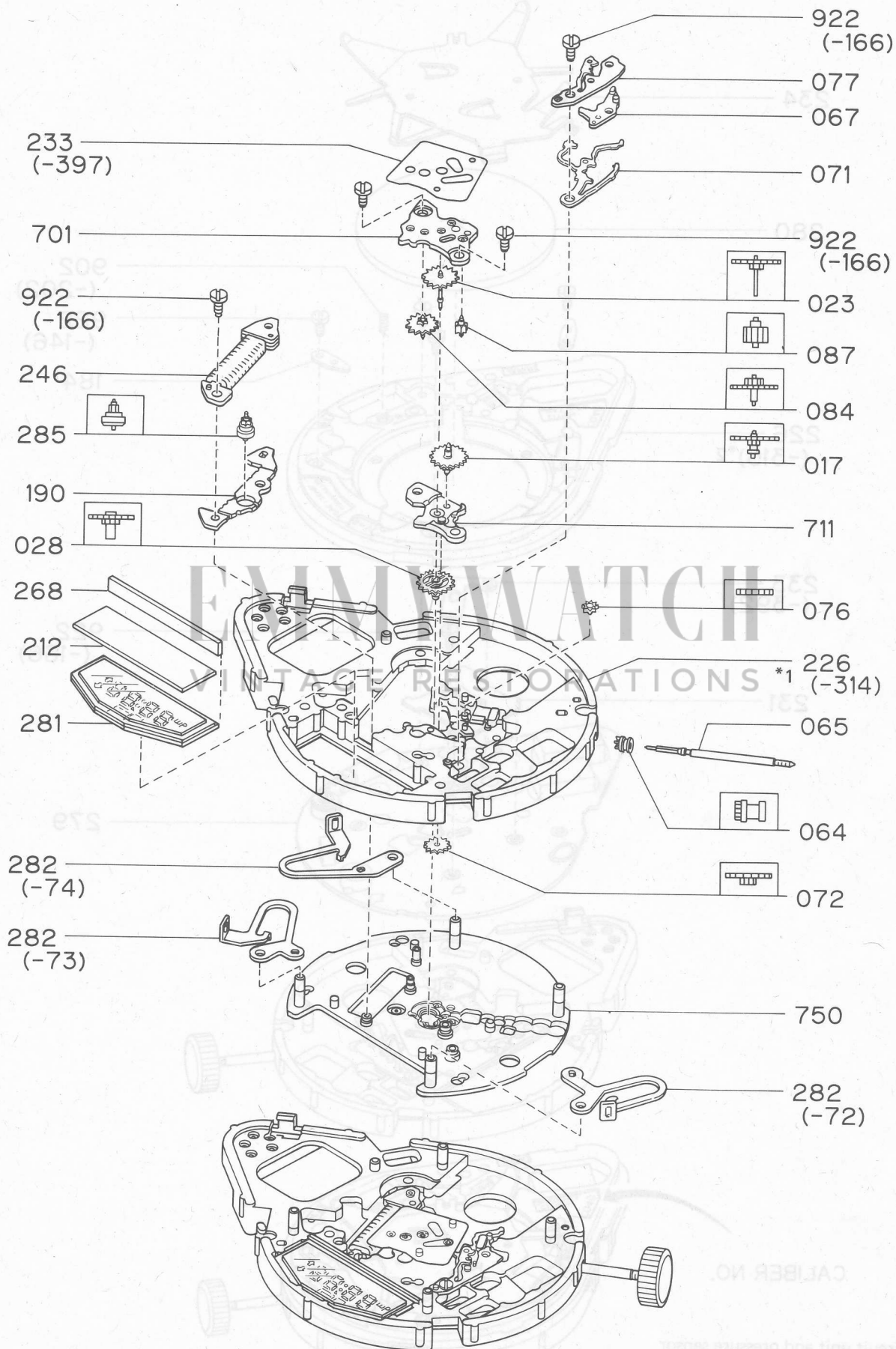
C040/C046-1
(Catalog No.)

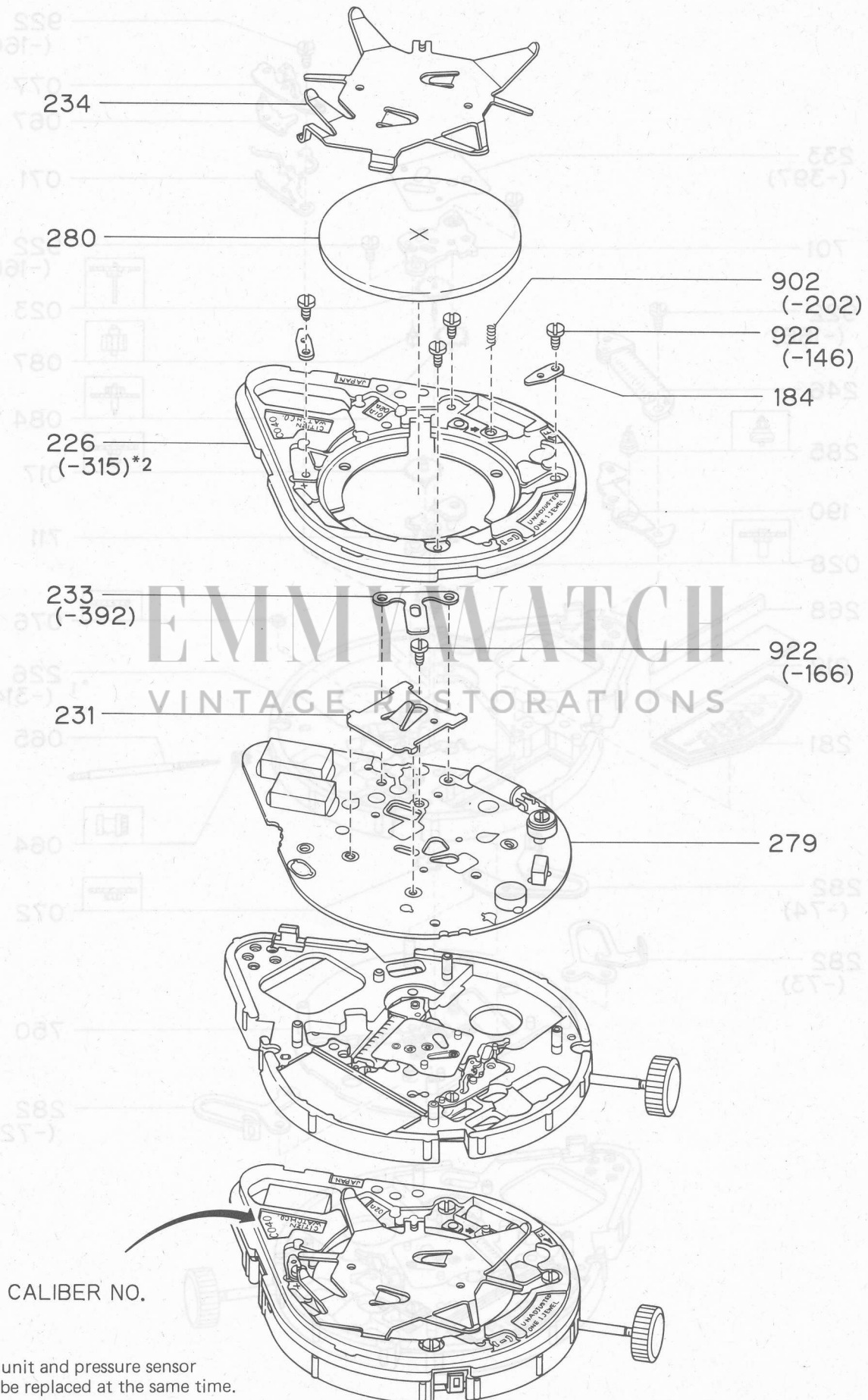
C040/C046-2
(Catalog No.)

C040	C046
<ul style="list-style-type: none"> ● Combination watch with pressure sensor [Analog] ● Hour/Minute/Second [Digital] ● Time ● Calendar ● Alarm ● Altimeter -300 m ~ 5,000 m ● Altitude memory 7 points ● Barometer (500 ~ 1,050 mbar) ● Stop watch (Climbing time) ● Climbing time memory 	<ul style="list-style-type: none"> ● Combination watch with pressure sensor [Analog] ● Hour/Minute/Second [Digital] ● Time ● Calendar ● Alarm ● Altimeter -980 ft ~ 17,000 ft ● Altitude memory 4 points ● Barometer (500 ~ 1,050 mbar) ● Stop watch ● Climbing time memory
Thickness: 4.8mm	

Size	30.8 x 41.8mm
Oscillation per Second	32,768Hz

Catalog No. C040-1
 Catalog No. C046-1



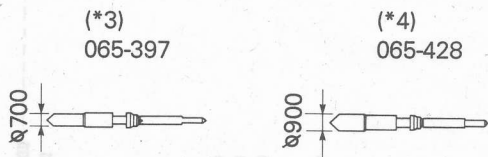


* Circuit unit and pressure sensor should be replaced at the same time.

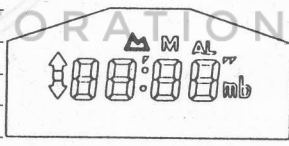
Catalog No. C040-1
 Catalog No. C046-1

Part No.	Name of parts	Caliber No.																		
		C040	C046																	
		01	01																	
017	Third wheel and pinion	124	○																	
023	Fourth wheel and pinion	221	○																	
028	Cannon pinion with driving wheel	131	○																	
064	Clutch wheel	85	○																	
065	Setting stem (*3)	397	○																	
065	Setting stem (*4)		428																	
067	Setting lever	177	○																	
071	Yoke	118	○																	
072	Minute wheel and pinion	94	○																	
076	Setting wheel	54	○																	
077	Setting lever spring	114	○																	
084	Fifth wheel and pinion	50	○																	
087	Intermediate minute wheel	65	○																	
184	Plus connector plate	137	○																	
190	Stator	86	○																	
212	Spacer for LC display panel	166	○																	
226	LC display panel supporter (*1)	314	○																	
226	Supporter for plate complete (*2)	315	316																	
231	Power cell connector spring	128	○																	
233	Power cell insulator	392	○																	
233	Circuit insulator	397	○																	
234	Power cell strap	408	○																	
246	Coil unit	132	○																	
268	LC display panel connection rubber	161	○																	
279	Unit of electronic circuit	621	635																	
280	Power cell	206	○																	
281	LC display panel (Silver color)	A67	A79																	
	(Gold color)	A81	A82																	
282	Switch actuating spring 1	72	○																	
282	Switch actuating spring 2	73	○																	
282	Switch actuating spring 3	74	○																	
285	Rotor	91	○																	
701	Train wheel bridge	601	○																	
711	Center wheel cock	136	○																	
902	Buzzer coil spring	202	○																	
922	Screw	146	○																	
922	Screw	166	○																	
922	Screw		○																	
922	Screw		○																	
750	Plate complete	A08	○																	

* Circuit unit and pressure sensor should be replaced at the same time.

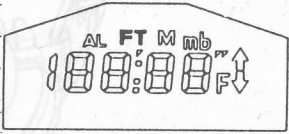


281-A67 (Silver)/281-A81 (Gold)



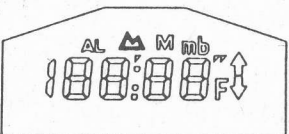
Indicator unit: meter (with mark)
 For mountain climbing

281-A79 (Silver)/281-A82 (Gold)



Indicator unit: feet (with mark)
 For mountain climbing

281-A90



Indicator unit: feet (with mark FT)
 For sky sports

Pressure sensor

902
 (-214)

186

078

075

