




Citizen 2200,2201 Movement Parts (1)

Compiled by EmmyWatch - <https://www.emmywatch.com>

Catalog No. 22-1 ~ 22-2



22-1
(Catalog No.)

22-2
(Catalog No.)

**2200A · 2200E · 2201E ·
2202A · 2250A**

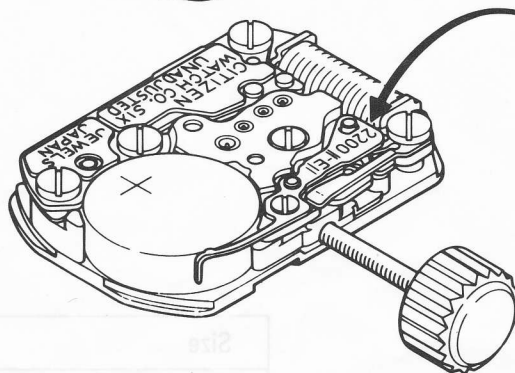
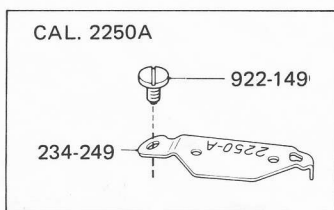
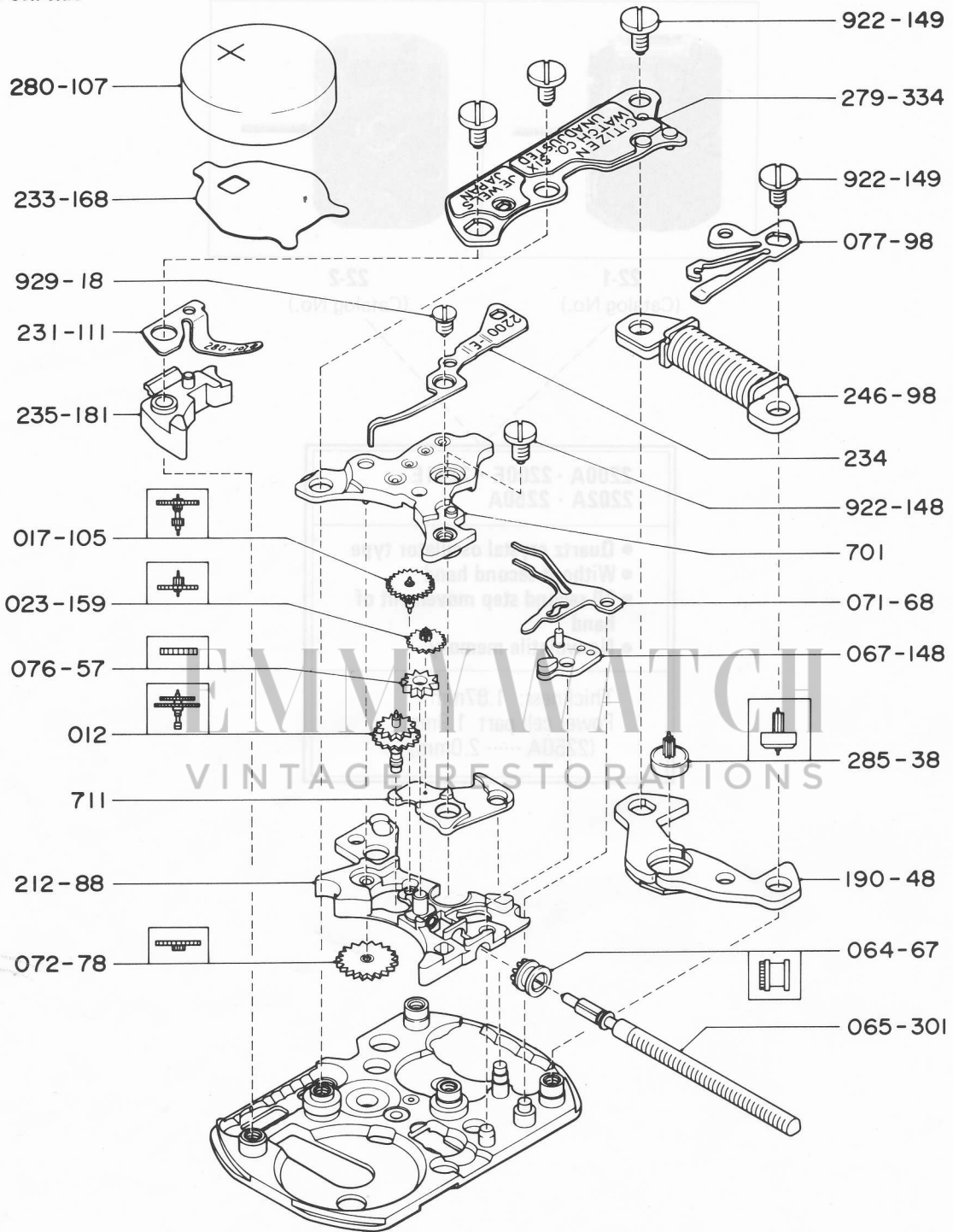
- Quartz crystal oscillator type
- Without second hand
- 20-second step movement of hand
- Nonvolatile memory

Thickness: 1.87mm
Power cell part 1.9mm
(2250A 2.0mm)

EMM WATCH
VINTAGE RESTORATIONS

Size	9.0 x 13.2 x 13.5mm
Oscillation per second	32,768Hz

Power cell side



CALIBER NO.

mm 2.81 x 3.81 x 0.9	size
35.7881	oscillation per second

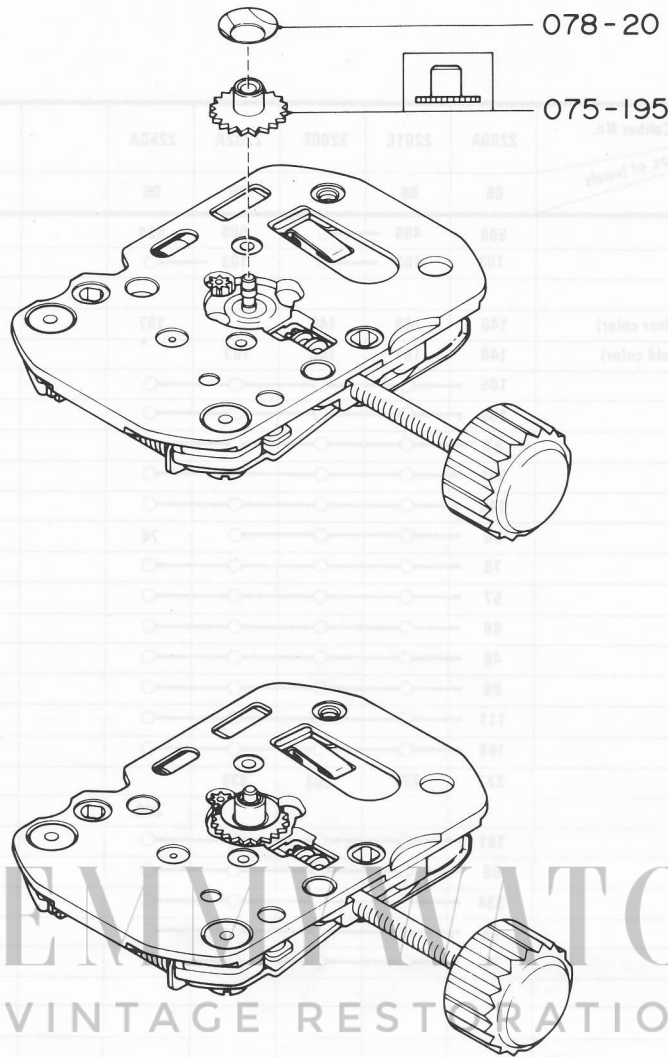
Catalog No. 22-1

OS-870

Parts No.	Name of parts	Caliber No.									
		2200A	2201E	2200E	2202A	2250A					
		Nos. of jewels									
		06	06	06	06	06					
701	Train wheel bridge	508	499	—○	508	524					
711	Center wheel cock	103	102	—○	103	—○					
012	Center wheel and pinion (Silver color)	146	149	146		157					
012	Center wheel and pinion (Gold color)	148	151	148	163						
017	Third wheel and pinion	105	—○	—○	—○	—○					
023	Fourth wheel and pinion	159	—○	—○	—○	—○					
064	Clutch wheel	67	—○	—○	—○	—○					
065	Setting stem	301	—○	—○	—○	—○					
067	Setting lever	148	—○	—○	—○	—○					
071	Yoke	68	—○	—○	—○	74					
072	Minute wheel and pinion	78	—○	—○	—○	—○					
076	Setting wheel	57	—○	—○	—○	—○					
077	Setting lever spring	98	—○	—○	—○	—○					
190	Stator	48	—○	—○	—○	—○					
212	Spacer for setting stem	88	—○	—○	—○	—○					
231	Power cell connector spring	111	—○	—○	—○	—○					
233	Power cell insulator	168	—○	—○	—○	—○					
234	Power cell holder	227	226	203	338						
234	Power cell strap					249					
235	Power cell connector	181	—○	—○	—○	—○					
246	Coil unit	98	—○	—○	—○	—○					
279	Unit of electronic circuit	334	—○	—○	—○	—○					
280	Power cell	58	—○	—○	—○	—○					
285	Rotor	38	—○	—○	—○	—○					
922	Screw for train wheel bridge	148	—○	—○	—○	—○					
922	Screw for unit of electronic circuit	149	—○	—○	—○	—○					
922	Screw for setting lever spring		—○	—○	—○	—○					
922	Screw for power cell strap					149					
929	Screw for power cell holder	18	—○	—○	—○	—○					

EMMEWATCH
VINTAGE RESTORATIONS

Dial side



Parts No.	Name of parts	Caliber No.				
		2200A	2201E	2200E	2202A	2250A
		06	06	06	06	06
075	Hour wheel	195	201	195	239	215
078	Dial washer	20	○	○	○	○

Jewels

Parts No.	Name of parts	Caliber No.				
		2200A	2201E	2200E	2202A	2250A
		06	06	06	06	06
942	Center W/U	83	○	○	○	○
942	Center W/L	82	○	○	○	○
942	3rd W/U	84	○	○	○	○
950	3rd W/L	159	○	○	○	161
942	4th W/U	84	○	○	○	○
942	Rotor /U	75	○	○	○	○
942	Rotor /L	18	○	○	○	○